

# Lake Sunapee Cruising Fleet

## Sailing Instructions

### 2019

#### 1. Rules

All races will be governed by The Racing Rules of Sailing (US Sailing) published by the United States Sailing Association in their 2017-2020 edition, and by these Sailing Instructions. The Racing Rules of Sailing in PDF format is also available for downloading from the United States Sailing Association Web Site.

[http://www.sailing.org/tools/documents/WorldSailingRRS20172020-\[20946\].pdf](http://www.sailing.org/tools/documents/WorldSailingRRS20172020-[20946].pdf).

#### 2. Entries

Eligible boats may be entered by completing registration with the Lake Sunapee Cruising Fleet and provide a copy of a certificate of insurance with a minimum \$300,000 liability coverage either home owners policy or specific boat policy. For a boat to be eligible, it must have a performance handicap obtained from PHRF-NE. Our fleet is open to mono - hull cruising boats.

#### 3. Notices to Competitors

Notices to competitors will be transmitted by e-mail 3 days prior to becoming effective.

#### 4. Schedule of Races

Races will be conducted according to the 2019 Race Schedule listed on the LSCF Web Site. (<http://www.LSCF.us/>) The schedule may be modified with proper notice (minimum 3 days email). Dates of make-up races are also listed on the LSCF Web Site.

Additionally, based on the number of races canceled the fleet may be asked to sail a Thursday night make up race. Skippers will be notified by email minimum of 3 days in advance.

#### 5. Classes

There are three classes of racing, Division I Class, the new Division II Racer Class and Division II Cruiser Class (Prior Division II Class). Boats are in one of these classes based on PHRF ratings and whether or not spinnakers are flown. Boats entered in the Division I Class have PHRF ratings of 189 and below and may elect to fly a spinnaker or not. Division II sailboats have PHRF ratings of 190 and above and are either in the Division II Racer Class (flying a spinnaker) or the Division II Cruiser Class (not flying a spinnaker). If you want to fly a spinnaker, you must declare so before the start of a race series (A, B, C) and you will race in that series using the PHRF racing handicap. Flying a

spinnaker triggers the PHRF racing rating while no spinnaker will use the PHRF cruising rating.

Each boat must declare for each race series (A, B, C) if they are racing or cruising with their associated PHRF rating. Boats that have declared a cruising PHRF rating will be disqualified for flying a spinnaker or other free flying sail.

There is a new “Family Friendly Exemption” for Series C (Sundays) only that allows a Division I boat (PHRF rating of 189 or below) sailing with 2 or more kids (14 years or younger as of 9/1) to race and be scored in Division II Cruiser Class (not flying a spinnaker).

## 6. Racing Area

The racing area will be the main body of Lake Sunapee except for the end-to-end races designated in the racing schedule. The exact location of the race courses will vary with wind conditions.

## 7. The Courses

All races except those designated as Special Races will either be Windward – Leeward or Triangular in shape as follows:

Course “0” (Triangle + Windward + Leeward + Windward) – (Olympic)

Course “1” (Triangle + Windward + Leeward) – (Gold Cup)

Course “2” (Triangle + Windward)

Course “3” (Windward – Leeward (with optional Offsetting mark))

Course “4” (Windward – Leeward – Windward – Leeward (with optional Off-setting mark))

See diagrams attached at the end of this Sailing Instructions document.

Courses will be indicated by the numerical flag system (see course diagrams for associated numerical flag) and possibly by a white board system. If there is any confusion the flag is the determining factor as to which course will be sailed. The number board is a courtesy aid.

## 8. Marks

Marks 1 & 3 will be orange marks. Mark 2 will be yellow – (reach, offsetting). Start /finish will be between start finish orange buoy and committee boat orange flag.

## 9. The Start

Wednesday evening's races will be scheduled to start with the following start sequence for Division I and Division II boats.

The Starting procedures as stated in the US Sailing Rules of Sailing 2017-2020 will be followed.

### Start Procedure

#### *Anticipated Start Warning Signal*

Weekdays 5:35 PM

Sundays 12:50 PM

RC Boat will DISPLAY an ORANGE LINE FLAG while on station.

All start and finish calls will be between the ORANGE Flag on the committee boat and the start/finish mark (PIN)

- One minute prior to the start sequence, three sound signals – pending start sequence.
- Five minutes to start Division Flag goes up with sound – Warning signal, (Yellow for Division 1, White for Division 2).
- Four minutes to start the preparatory flag goes up with sound – Preparatory Signal.
- One minute to start the preparatory flag comes down with sound - 1 minute signal.
- Start - Division flag (Yellow or White) comes down with sound signal!

If a boat is over an individual recall flag is put up at start (White with Blue Cross). RC will ATTEMPT to notify with a hail to boats over but it is the responsibility of yachts to know if they are over and restart.

RC may raise “AP” postponement flag at any time prior to start along with a sound signal.

RC may at start raise “First Repeater” (General Recall – Yellow Pennant w/Blue Border) with Sound signal. All boats return for race restart.

Whenever “AP” or “First Repeater” is lowered with sound signal it is the warning that the start sequence will start in one minute.

**SOUND SIGNALS (Horn/Whistle) are a courtesy, only the visual FLAG) signals count!**

#### Div 2 Start:

- One minute after Division 1 has started, with all boats clear, there will be three sound signals - pending start sequence for Div 2.

- In one minute the Start Sequence for Div. 2 will begin. (Same as for Div. 1) 5 minute, 4 minute, 1 minute, START.
- If boats of Division 1 are over and not cleared (restarted properly) i.e. individual recall, 4 minutes after Division 1 start signal there will be three sound signals - pending start sequence
- In one minute Start Sequence for Div. 2 will begin. (Same as for Div. 1) 5 minute, 4 minute, 1 minute, START.

The I-Flag Rule is in effect for all races. The I-Flag Rule requires all boats that are on the course side of the starting line or of its extensions during the last minute before the starting signal to sail from the course side across the extension to the prestart side before starting.


All boats need to check in with the Committee Boat on arrival in the starting area to make sure that the Committee Boat knows that boat will be racing. Check in should occur before the warning signal whenever possible so as not to interfere with the starting sequence.

It should be noted that all times are approximate and that the one minute 3 sound signals - 'pending start sequence' will be given when the race committee is ready. Each flag will be lowered one minute before the next flag is raised and the horn sounded. The start is officially based on the visual flag observance. Sound signals are provided as a courtesy only. All timing should be off of flag raising and lowering.

Sunday races warning is at approximately 12:50 PM including End-To-End races. Regular Sunday series are 2 races back to back. Second race sequence same as above.


Postponement of a race is flying an "AP" flag and one sound signal. The signal to abandon a race is raising the "N" Flag and 3 sound signals.

#### Postponement Signals



**AP** Races not started are *postponed*. The warning signal will be made 1 minute after removal unless at that time the race is *postponed* again or *abandoned*.

#### Abandonment Signals



**N** All races that have started are *abandoned*. Return to the starting area. The warning signal will be made 1 minute after removal unless at that time the race is *abandoned*


\*To see flags go to [LSCF.US web site under rules](http://LSCF.US). Click on the Racing Rules of Sailing link and scroll down to see the colored pictures (exception are class flags) they are as described above.

## 10. Recalls


Individual recalls will be signaled in accordance with RRS racing rule 29.1 or by hail from the committee boat (1 short horn, X flag). If over early, individual boats must go around either end of the starting line, cross its extension and restart from the prestart side.

A general recall of all boats will be signaled in accordance with RRS racing rule 29.2 or by hail from the committee boat (2 short horn sounds, first substitute flag).

### Recall Signals



X Individual recall.




**First Substitute** General recall.  
The warning signal will be made  
1 minute after removal.

## 11. Change of Course After the Start

### Change of Course After the Start

A change of course after the start will be signaled (2 short horn sounds, S flag) before the leading boat has begun the leg, although the new mark may not then be in position. Any mark to be rounded after the initial course change rounding will maintain the original course configuration. If there is a subsequent change of course and a new mark is replaced, it will be replaced with an original mark with a black band.

## **Shortened Course**



**S** The course has been shortened. Rule 32.2 is in effect.

## **12. The Finish**

The finishing line will be a staff displaying an orange flag on the race committee boat and the port end finishing mark.

## **13. Time Limit**

With the exception of end-to-end races, the time limit for the first leg of the race is 1 hour and for the entire race is 3 hours.

## **14. Protest**

During the race skippers are expected to follow the rules and should talk about who has rights on the water before rules are broken (Experienced skippers should help less experienced skippers to understand the rules.) A skipper who commits a foul should immediately do the appropriate penalty turns to be exonerated before continuing to race.

If rules are broken, protest hails should occur immediately after the infraction occurs and a protest flag shall be displayed at the first reasonable opportunity and remain displayed until the boat is no longer racing unless the protested boat has been exonerated by doing the appropriate penalty turns (2 penalty turns for most infractions, 1 penalty turn for hitting a mark).

If the skippers involved do not agree on the infraction, an official protest should be lodged in accordance with RRS Racing rules, Part 5. Protests shall be in writing (simple written protest statement explaining the reason for protesting) and should be submitted to a Rules Committee member as soon as practical after the race and no later than 1 day after the race. Immediately after the race, notify the Rules Committee Chairperson (see website for contact information) by phone, text or email that a protest is being prepared.

Also let the Committee Boat know at the end of the race that you will be filing a protest so that this information is included with the race results.

Protest committee is made up of three Rules Committee members and/or others as deemed necessary by the Rules Committee. .

Note: Questions relating to the racing rules should be directed to the Rules Committee.

## 15. Scoring

Scoring of races for the 2019 Series will be based upon PHRF-NE performance handicaps. Time on Distance method will be used for all series. The Low Point Scoring System will be utilized, the winners being determined by the lowest average scores for each of the three series and the lowest overall score total for the three series. A minimum of two boats in a given class must race to qualify for inclusion in the Series Scoring. Two or more series races will constitute a series. Separate placing will be awarded for Division I, Division II Racer class and Division II Cruiser class.

Drop Profile for A & B series, 7 races total - 0,0,0,0,1,2,2

Until the fifth race is completed there are no throw outs. After the fifth race is completed, one race will be thrown out. When the sixth race is completed, two races will be thrown out. Two throw outs is the maximum for A & B series.

Drop Profile for C series, 10 races total - 0,0,0,0,0,0,1,2,3,4 (*2 races each race date*)

Until the seventh race is completed there are no throw outs. After the seventh race is completed, one race will be thrown out. When the eighth race is completed, two races will be thrown out. . When the ninth race is completed, three races will be thrown out. .

When the tenth race is completed, four races will be thrown out. Four throw outs is the maximum for C series.

Boats will receive the average score for the series when serving committee boat duty.

Race ties are resolved using RRS 2017-2020 Appendix A, A7-A8.2 as follows:

### A7 RACE TIES

If boats are tied at the finishing line or if a handicap or rating system is used and boats have equal corrected times, the points for the place for which the boats have tied and for the place(s) immediately below shall be added together and divided equally. Boats tied for a race prize shall share it or be given equal prizes.

## **A8 SERIES TIES**

**A8.1 If there is a series-score tie between two or more boats, each boat's race scores shall be listed in order of best to worst, and at the first point(s) where there is a difference the tie shall be broken in favor of the boat(s) with the best score(s). No excluded scores shall be used.**

**A8.2 If a tie remains between two or more boats, they shall be ranked in order of their scores in the last race. Any remaining ties shall be broken by using the tied boats' scores in the next-to-last race and so on until all ties are broken. These scores shall be used even if some of them are excluded scores.**

**Note - Fleet Championship Tie – Series A, B, & C with their respective drops treated as one series and A8.1, 8.2 applied.**

## **16. Government Marks**

**All government marks and navigation aids within the racing area must be observed.**

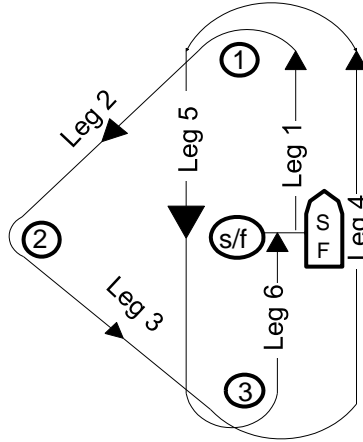
## **17. Responsibility**

**The decision of whether to race, or continue to race in adverse weather conditions or with faulty equipment, or to wear personal flotation devices, lies with the skipper of each yacht. The Lake Sunapee Cruising Fleet is not responsible for accidents or injuries to yachts or persons suffered in any way from any cause during or related to racing. Each competing boat **MUST** have an operable motor with sufficient fuel or battery to get to shore. It is suggested that each skipper discuss his/her liability with their respective legal counsel and their insurance professional.**



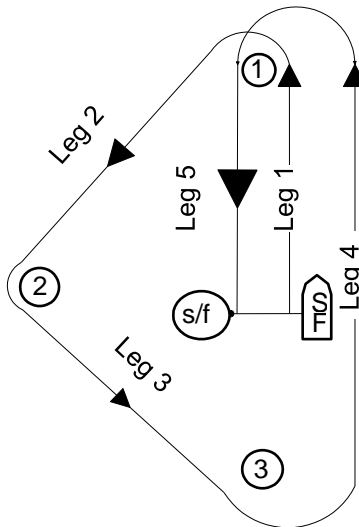
# Course 0

Triangle + Windward + Leeward + Windward (Olympic)



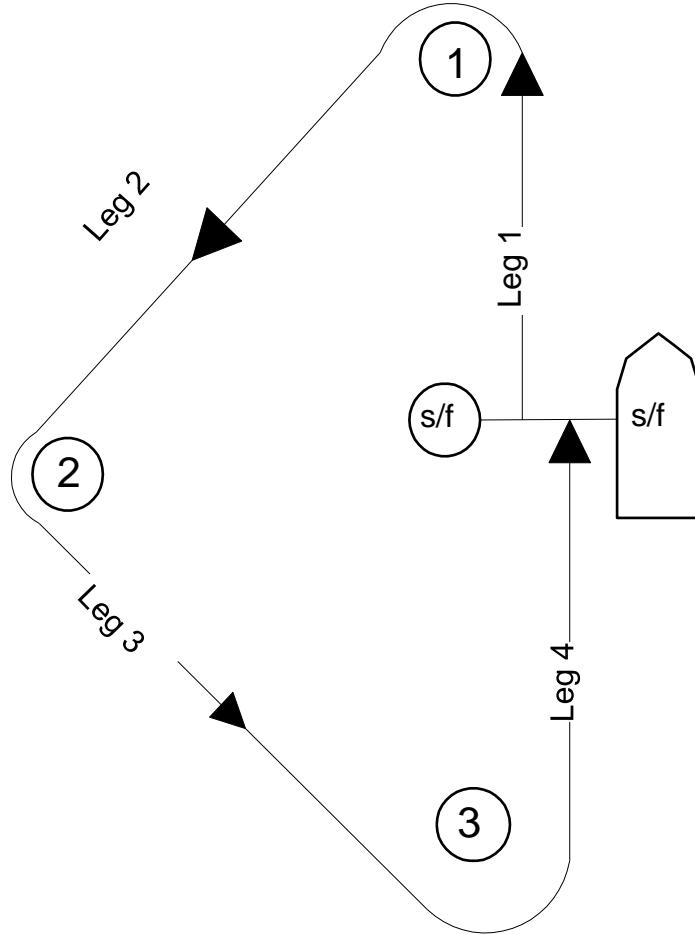
# Course 1

Triangle + Windward + Leeward (Gold Cup)




# Course 2

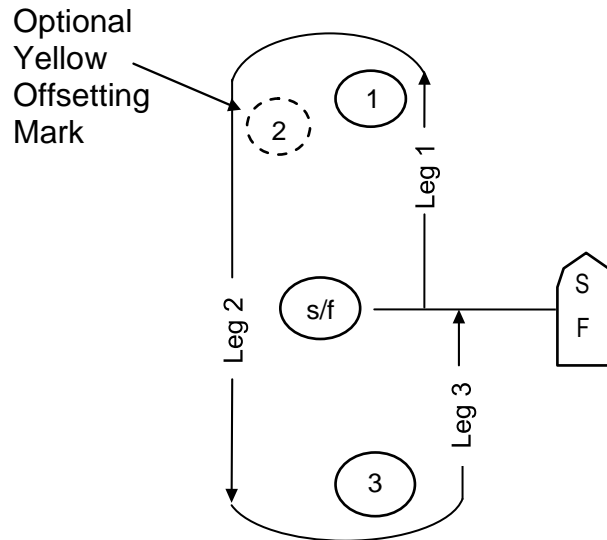
## Triangle + Windward, 4 legs total



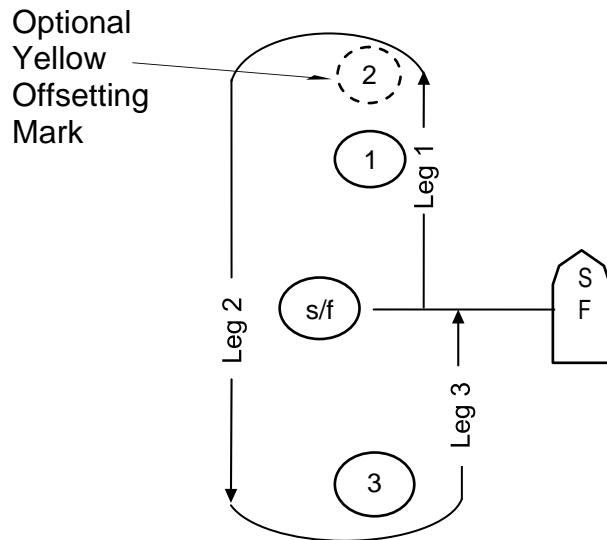
# Course 3



## Windward-Leeward, 3 legs (optional offsetting mark)

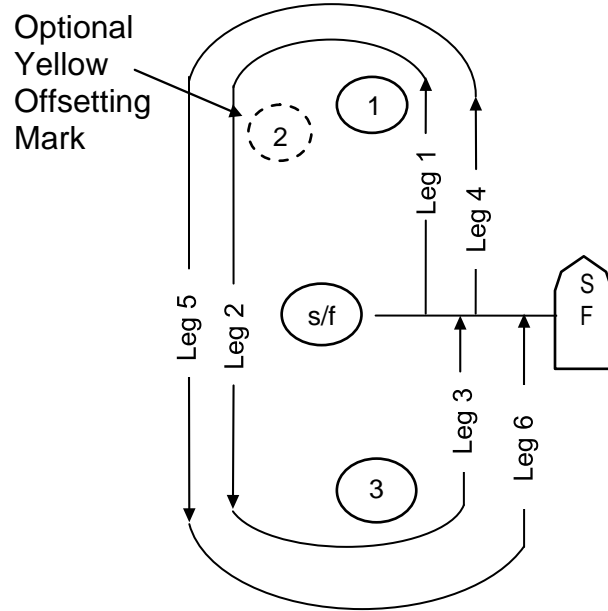


Or



# Course 4 4

Windward-Leeward, Windward-Leeward 6 legs (optional offsetting mark)



Or

